

Special Education Data Standards

Special Education State and Federal Reporting

Table of Contents

Special Education State and Federal Reporting.....	1
Nevada Department of Education Contact (Data Steward).....	2
Description.....	2
Data Standard	2
How is data used.....	2
Noted Changes for Current Year.....	2
Available ad-Hoc & Reports	2
Available Training.....	2
SpEd 3.....	3
Addendum to the IEP Process.....	3
To amend an IEP:	3

Nevada Department of Education Contact (Data Steward)

Nick Easter

Description

The purpose of the Special Education Data Standards document is to give Nevada schools and districts a set of guidelines for entering data into the student information system. This document provides a series of screen shots and an explanation of the data elements required for state and federal reporting needs. Data standardization is important to ensure consistency in the data across schools in districts and across districts throughout the state

Data Standard

(Reg sites, data use, etc.)

NAC & NRS for Special Educational Programs

- [387.400-387.400](#)
- [388.001-388.655](#)
- [Ch. 395](#)
- [AB 280-56](#)
- [NRS CH 427A \(AB316\)](#)

How is data used

Data is use to meets Federal Reporting Requirements under Sec. 618 of the IDEA

- IDEA Child Count
- IDEA Exit Report
- IDEA Behavior Report
- IAES End of Year Reporting

Noted Changes for Current Year

Blank

Available ad-Hoc & Reports

Blank

Available Training

[Preschool Educational Environments](#)

- Presentation how to calculate EC Educational Environments.

[IEP Guidelines](#)

- TA document designed to assist IEP teams in developing IEPs.

[IEP Modifications, Accommodations, and Supports](#)

- TA document on Modifications, Accommodations, and Supports.

[IEP and 504 Accommodations 14-15](#)

- IEP and 504 Accommodations Form.

[Extended School Year and Special Education](#)

- TA document on Extended School Year and Special Education.
[2014-2015 NAA Administration Manual \(pdf\)](#)
- Contains NAA Participation Guidelines

SpEd 3

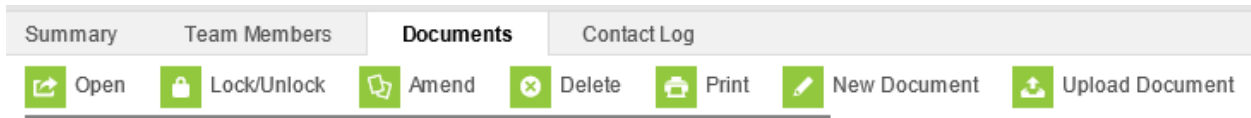
Addendum to the IEP Process

Campus Path: Student Information > Special Ed > Documents Tab > Amend

The Special Education Document Amend tool allows users make changes to IEPs that have already been locked. When developing a new IEP at an annual review meeting users are directed to select the age appropriate NV IEP from the ‘Create New Form’ drop list under the Documents tab.

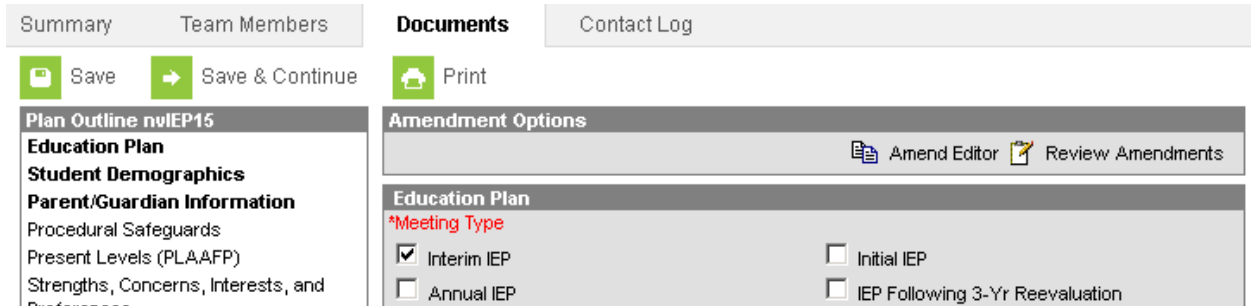
To amend an IEP:

- Select the document to be amended from the Documents list.
- Click the **Amend** button in the action bar.

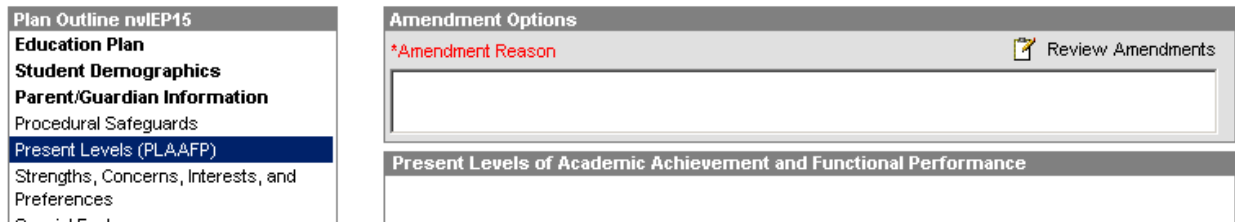


A warning appears asking the user to verify that they want to amend the document. Click OK or Cancel.

Select the **document editor** to be amended.

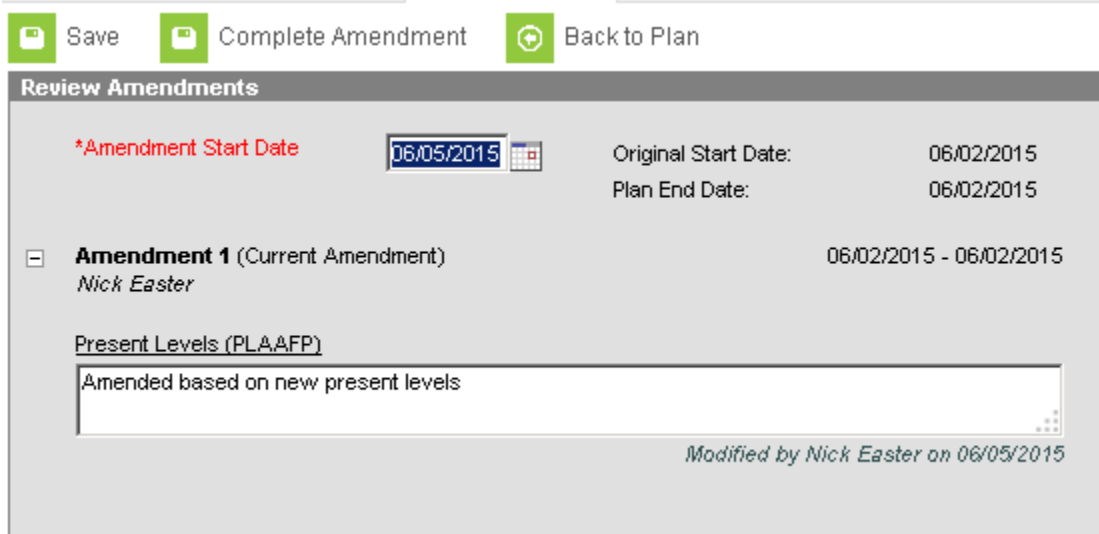


Click the **Amend Editor** button above the editor.
 Amend desired fields and enter an **Amendment Reason**.



Click **Save & Continue** to move to the next editor or **Save** to save the changes and remain in the editor. Complete any additional amendments needed. Once saved, the document can be closed and remain in unlocked draft status.

Once all desired editors are amended, click **Review Amendments**.



Enter an **Amendment Start Date**. The Start Date of the amended plan will be changed to the value entered.

To continue:

Click **Save** to continue making amendments to the document. Use this option to save the amendment in unlocked draft status. The Amendment Start Date and amendments are saved and the service dates are adjusted accordingly.

Click **Back to Plan** to make more amendments.

Nevada Department of Education



Click **Complete Amendment** to complete the amendment and lock the amended document. The End Date of the previous plan is updated to the day before the Amendment Start Date. Service dates are adjusted accordingly.

A new document appears above the original when the amendment is begun. The original is labeled (**Amended Original**) and the new document is labeled (**Amended 1**). The original document is given an End Date of the day previous to the Start Date of the Amended document.



NOTE: There is no longer a need to unlock the 'original' IEP to modify dates.